


# ART VALUE REPORT



MARTÍN SOTO  
CLIMENT





# ART VALUE REPORT

MARTÍN SOTO  
CLIMENT



## MARTÍN SOTO CLIMENT

Mexico City, 1977

1996 Industrial Design Degree, UNAM, Mexico City, Mexico

2015 Master Degree in Visual Arts, UNAM, Mexico City, Mexico

## SOLO SHOWS (HIGHLIGHTS)

2018

- Todo comienza en otra parte, PROYECTOSMONCLOVA, Mexico City, Mexico

- Under the immortal skin, T293, Rome, Italy

- ZONA MACO Sur, Mexico City, Mexico

2017

- Works and Days, curated by Chris Sharp, Atlantis - Chevalier Roze, Marseille, France

2016

- Frieze Projects, Frieze Art Fair, London, UK

- Retrospectiva, Lulu, Mexico City, Mexico

2015

- La bella durmiente, Museo Universitario del Chopo, Mexico City, Mexico

- Caramel Huysmans, PROYECTOSMONCLOVA, Mexico City, Mexico

2014

- Luster Butterfly, T293, Rome, Italy

- All That I Never Was, Michael Benevento, Los Angeles, US

2013

- Mariposas Migratorias (Migratory Butterflies), Clifton Benevento, New York, US

2012

- The Equation of Desire, Kunsthalle Winterthur, Winterthur, Switzerland

- The Bright of the Whisper, Kunstraum Innsbruck, Innsbruck, Austria

- La Alcoba Doble, T293, Naples and Rome, Italy

2011

- Frenetic Gossamer, Michael Benevento, Los Angeles, US

- Puma de Plata, Museo Experimental El ECO, Mexico City, Mexico

2010

- Frieze Art Fair, T293, London, UK

2009

- El Mago, Martin van Zomeren, Amsterdam, the Netherlands

- Laberintome, T293, Naples, Italy

- Impulsive Chorus, X Initiative, New York, US

- Martin Soto Climent, Michael Benevento, Los Angeles, US

2008

- Art Positions, Art Basel Miami with Broadway 1602, Miami, US

- Parabolic Dust, Broadway 1602, New York, US

2007

- Vacío Contenido, Museo de Arte Carrillo Gil, Mexico City, Mexico

- Parábolas de polvo, Broadway 1602, New York, US

2006

- Checkmate, Broadway 1602, New York, US

- Study Objects, Galería Nina Menocal, Mexico City, Mexico

2005

- Other Objects, The Other Gallery, The Banff Center, Alberta, Canada

- Biotic Project, Subway Station Tacuba, Mexico City, Mexico

2004

- Cotton Candy Doves, Museo Universitario de Ciencias y Artes Roma (MUCA), Mexico City, Mexico

- Throw Balls, Centro Cultural Universitario Tlatelolco, Mexico City, Mexico

2003

- Curious objects vol.1, The space, Mexico City, Mexico

- Curious objects vol.2, The space, Mexico City, Mexico

- 03-03-03, Jardín Hidalgo, Mexico City, Mexico

2002

- It was green, Museo Desierto de los Leones, Mexico City, Mexico

2001

- Empty Spaces (Journey Sensations), Casa de la Cultura Malinalxochitl, Malinalco, Mexico

- One of so Many, Fundación Sebastián, Mexico City, Mexico

*Untitled*, 2018

Martín Soto Climent

Style: Painting

Medium: Tights on raw linen

Height: 120 cm

Wide: 120 cm

Depth: 7 cm


Acquisition price: \$16,000.00 USD

Estimated price at 2019: \$ 16,626.15 USD

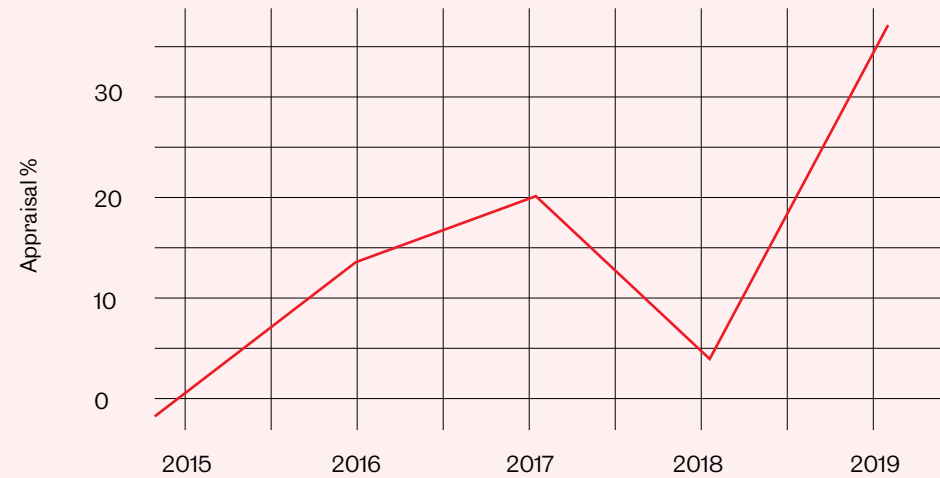
Appraisal: 3.91 %

Movility rate: 4.37%

The mobility rate is a quotient between 0 and 100, it indicates the acceptance in the market for a specific artwork (or artist) in a specific year. This value reflects the successes in the attempts of transaction, the closest to 100 this value is, means that for that year the artwork was more appreciated by the buyers. It is useful since it indicates how easy an artwork was sold or bought.



Price Index: Appraisal between 2015–2019



### Estimated Market Price

Sybaris Collection establishes a market price of the artworks of an artist using statistical techniques that guarantee the price reflects the market's dynamic. The value obtained is expressed in the monetary unit USD dollar. Use: quantify the performance of the investment made in an artwork for a fixed period.

Years	Estimated market price (MXN)	Appraisal
2015	\$8,711	0
2016	\$9,870	13.3
2017	\$11,808	19.64
2018	\$12,144	2.85
2019	\$16,626	36.9

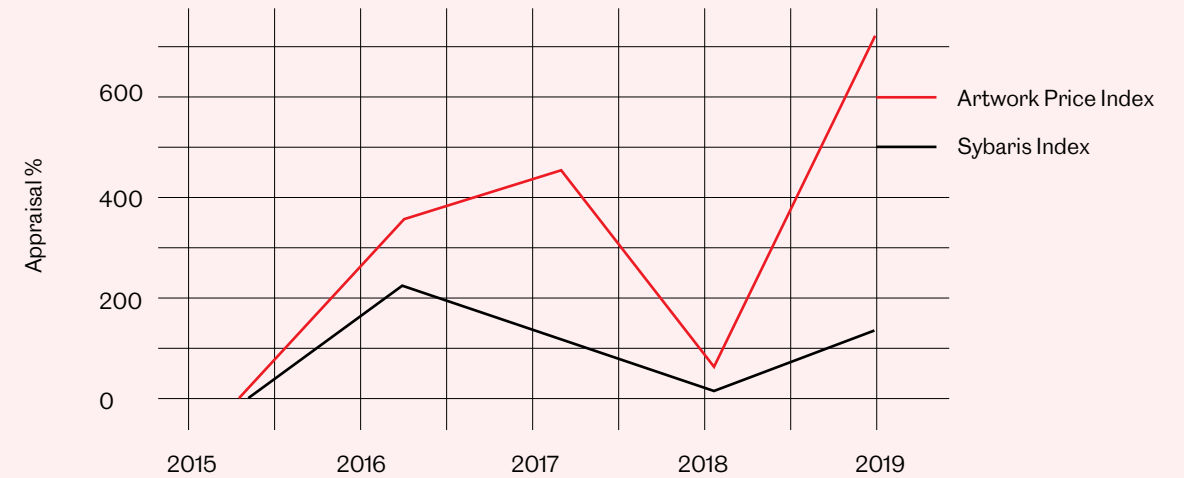
Appraisal: Indicates in percentage the change of the expected price of the artwork respect last year estimation.

The graph above shows a continuous appraisal of this artwork. Where the artwork price has increased in average at a rate of 18.17 % per year since 2015.

Even though the price of the artwork has increased year after year, the graph shows that this appraisal is nonlinear. Take for example 2018, where the artwork only increased 2.85 % with respect to 2017.

Taking this into account, the expected price for this artwork in 2020 is \$19,647.42 USD.

Price Index Comparison



### Sybaris Collection Global Index

This index allows to observe the rise in an artwork's price taking a date as reference. If we take 2015 as base year, and we observe a value of 110 in 2017, this means the price rose 10% in five years. This index is useful since it gives us an idea of the tendency the artworks' prices follow in the market. It also allows a similar analysis to the one made for an action in the stock exchange.

Year	Sybaris Index	Artwork Price Index
2015	0.000	0.000
2016	301.489	13.296
2017	387.666	19.640
2018	48.478	2.849
2019	616.042	36.903



## Transactions indicator

The transactions indicator is a tool that measures and groups by price the number of artworks by an artist sold in a specific year. This indicator is useful since it allows you to classify the sales for an artist by their prices in order to know the expected price when selling the artwork. In this case, the heterogeneity of the artworks is not being considered, so the indicator should be seen as a description of the reality and not as a future estimator.

### Number of Pieces

0 - \$500	511
\$501 - \$5,000	1331
\$5,001 - \$10,000	182
\$10,000 and more	175





*Origin – Close*, 2018

Martín Soto Climent

Style: Painting

Medium: Tights on linen

Height: 40 cm

Wide: 25 cm

Depth: 4 cm


Acquisition price: \$ 6,000.00 USD

Estimated price at 2019: \$ 8,515.38 USD

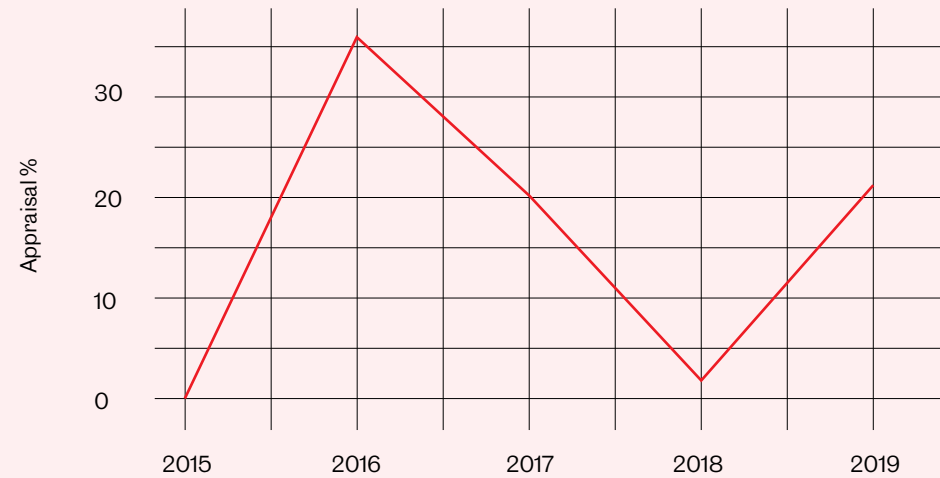
Appraisal: 41.92 %

Movility rate: 4.37 %

The mobility rate is a quotient between 0 and 100, it indicates the acceptance in the market for a specific artwork (or artist) in a specific year. This value reflects the successes in the attempts of transaction, the closest to 100 this value is, means that for that year the artwork was more appreciated by the buyers. It is useful since it indicates how easy an artwork was sold or bought.



Price Index: Appraisal between 2015–2019



### Estimated Market Price

Sybaris Collection establishes a market price of the artworks of an artist using statistical techniques that guarantee the price reflects the market's dynamic. The value obtained is expressed in the monetary unit USD dollar. Use: quantify the performance of the investment made in an artwork for a fixed period.

Year	Estimated market price (MXN)	Appraisal
2015	\$601	0
2016	\$1,759	192.82
2017	\$3,697	110.2
2018	\$4,034	9.1
2019	\$8,515	21.1

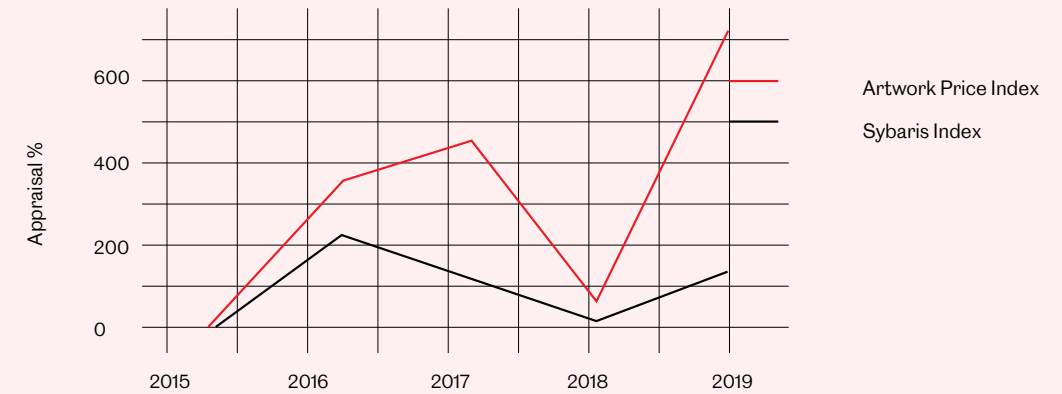
Appraisal: Indicates in percentage the change of the expected price of the artwork respect last year estimation.

The graph above shows a continuous appraisal of this artwork. Where the artwork price has increased in average at a rate of 105.81 % per year since 2015.

Even though the price of the artwork has increased year after year, the graph shows that this appraisal is nonlinear. Take for example 2018, where the artwork only increased 9.1 % with respect to 2017.

Taking this into account, the expected price for this artwork in 2020 is \$17,525.21 USD.

Price Index Comparison



### Sybaris Collection Global Index

This index allows to observe the rise in an artwork's price taking a date as reference. If we take 2015 as base year, and we observe a value of 110 in 2017, this means the price rose 10% in five years. This index is useful since it gives us an idea of the tendency the artworks' prices follow in the market. It also allows a similar analysis to the one made for an action in the stock exchange.

Year	Sybaris Index	Artwork Price Index
2015	0.000	0.000
2016	301.489	192.824
2017	387.666	110.200
2018	48.478	9.098
2019	616.042	21.104

### Transactions indicator

The transactions indicator is a tool that measures and groups by price the number of artworks by an artist sold in a specific year. This indicator is useful since it allows you to classify the sales for an artist by their prices in order to know the expected price when selling the artwork. In this case, the heterogeneity of the artworks is not being considered, so the indicator should be seen as a description of the reality and not as a future estimator.

### Number of Pieces

0 - \$500	511
\$501 - \$5,000	1331
\$5,001 - \$10,000	182
\$10,000 and more	175





*Caer hacia dentro de la propia ceguera.*

*Ir a buscar la luz en el vacío que dejó su fuente, 2018*

Martín Soto Climent

Style: Painting

Medium: Fishnet stockings and crystal on raw linen

Height: 40 cm

Wide: 25 cm

Depth: 7 cm


Adquisition price: \$ 7,500.00 USD

Estimated price at 2019: \$ 8,515.38 USD

Appraisal: 13.54 %

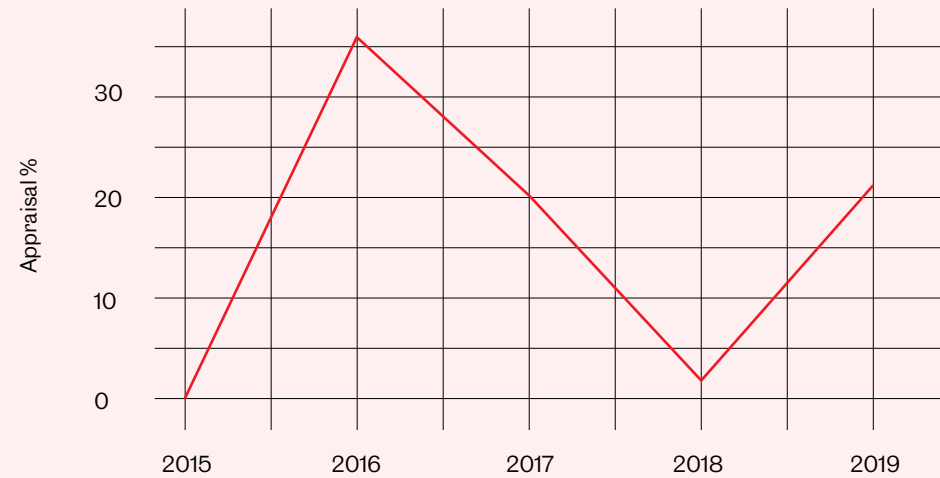
Movility rate: 4.37 %

The mobility rate is a quotient between 0 and 100, it indicates the acceptance in the market for a specific artwork (or artist) in a specific year. This value reflects the successes in the attempts of transaction, the closest to 100 this value is, means that for that year the artwork was more appreciated by the buyers. It is useful since it indicates how easy an artwork was sold or bought.





Price Index: Appraisal between 2015–2019



### Estimated Market Price

Sybaris Collection establishes a market price of the artworks of an artist using statistical techniques that guarantee the price reflects the market's dynamic. The value obtained is expressed in the monetary unit USD dollar. Use: quantify the performance of the investment made in an artwork for a fixed period.

Years	Estimated market price (MXN)	Appraisal
2015	\$601	0
2016	\$1,759	192.82
2017	\$3,697	110.2
2018	\$4,034	9.1
2019	\$8,515	111.1

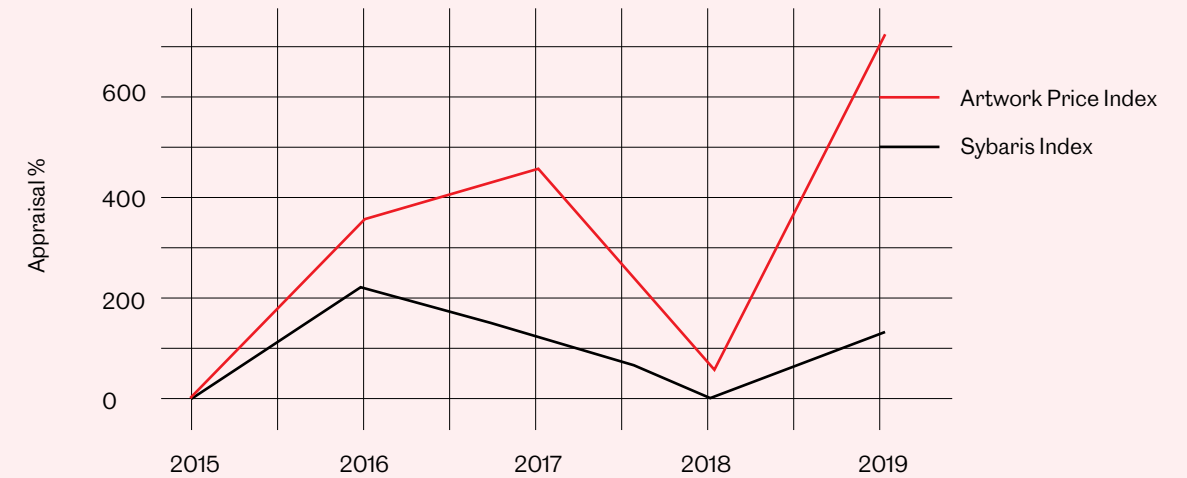
Appraisal: Indicates in percentage the change of the expected price of the artwork respect last year estimation.

The graph above shows a continuous appraisal of this artwork. Where the artwork price has increased in average at a rate of 105.81 % per year since 2015.

Even though the price of the artwork has increased year after year, the graph shows that this appraisal is nonlinear. Take for example 2018, where the artwork only increased 9.1 % with respect to 2017.

Taking this into account, the expected price for this artwork in 2020 is \$17,525.21 USD.

Price Index Comparison



### Sybaris Collection Global Index

This index allows to observe the rise in an artwork's price taking a date as reference. If we take 2015 as base year, and we observe a value of 110 in 2017, this means the price rose 10% in five years. This index is useful since it gives us an idea of the tendency the artworks' prices follow in the market. It also allows a similar analysis to the one made for an action in the stock exchange.

Year	Sybaris Index	Artwork Price Index
2015	0.000	0.000
2016	301.489	192.824
2017	387.666	110.200
2018	48.478	9.098
2019	616.042	111.104



## Transactions indicator

The transactions indicator is a tool that measures and groups by price the number of artworks by an artist sold in a specific year. This indicator is useful since it allows you to classify the sales for an artist by their prices in order to know the expected price when selling the artwork. In this case, the heterogeneity of the artworks is not being considered, so the indicator should be seen as a description of the reality and not as a future estimator.

### Number of Pieces

0 - \$500	511
\$501 - \$5,000	1331
\$5,001 - \$10,000	182
\$10,000 and more	175





Find in each of our magazines an *Art Value Report* with the most important artists and works of today.

Do you want to value the works in your collection or would you like to have the *Art Value Report* of a piece that interests you? Ask for it right now.

[info@sybariscollection.com](mailto:info@sybariscollection.com)

+1 (832) 530 3996

+52 (55) 7158 6815

79 dollars

#### Legal Disclaimer

The service *Art Value Report* is an estimate service, not an appraisal.

It is issued on the basis that the submitted artwork is authentic, in good condition and of flawless provenance. An estimate has no legal force and serves for information purposes only.

SYBARISCOLLECTION.COM

info@sybariscollection.com

+1(832) 530 3996

+55(55) 8435 4487

Ig Fb SybarisCollection

**SYBARIS**®